



# Welcome to PK-4



Welcome to PK-4! We are excited to have you in our class next year. We have a lot of fun activities to help prepare you for PK-4.

---

# Welcome to PreK4!

Here are some summer learning activities to help you get ready for the new school year.

- Have fun!
- Be safe and kind. Listen to your parents and always "Take Time to be Kind."
- Read or be read to! Have an adult or a sibling read to you. Try reading on your own. Do it every day!!!
- Practice writing letters and learn their sounds
  - Use crayons, pencils, paint, shaving cream or even just water and a paintbrush on a hot day outside. If you know your sounds, practice writing words. Sound them out. Write about a special day or about a picture your drew.
- Go on a letter hunt! Have an alphabet page printed out and cross off any letter you see until they are all gone.
- Cook with your parents. Making a recipe is a great way to practice math, science, literacy, and daily living skills!
- Play board games to practice turn taking, following rules, and learning how to win and lose gracefully.
- Play outside! Those big muscles need to be exercised too. Run around, play in water or sand boxes, use bubbles, hula hoops, and visit playgrounds.
- Pray. Remember to say 'Good Morning to Jesus.' and to ask Him to bless you as you sleep. Thank Him for all the awesome things He has given you. Remember "Jesus Loves You."









## continued

- Pool Noodle Pattern: You can use them for learning math and have fun. Cut them in slices, count and sort them by colors.
- Have Fun outdoors: Create a Hopscotch by your garage or sidewalk. Write numbers or letters in each box and play saying the letter, sound or number.
- Fun Activity at the beach: Sensory skills. Collect seashells. Sort them by sizes, count them and make a fun craft.
- Play simple board games (Age Appropriate) like bingo, feelings charades, listening games, etc.
- Practice Heggerty Phonemic Awareness at home by watching these videos
  - <https://heggerty.org/qr/pk8/?view=summer>
- Complete the Daily Learning activities found on the next 2 pages.



# June 2025



SUNDAY	MONDAY	TUESDAY	WEDNESDAY	THURSDAY	FRIDAY	SATURDAY
<b>29</b> Draw with chalk on a sidewalk and then squirt with a squirt gun or spray bottle. Talk about what happens.	<b>30</b> <b>Write down the best memories of the month and put in a jar to be read on New Year's Eve.</b>					
<b>1</b> Roll play dough out with a rolling pin and cut shapes out with cookie cutters. "Bake" shapes in the sun.	<b>2</b> Teach your child how to pump on a swing by putting their feet out in front to touch your hands and then "back" or "bend" to go backwards.	<b>3</b> Cut pictures from a magazine into three pieces (top, middle, bottom). Have your child put each picture back together using the words top, middle, and bottom.	<b>4</b> Collect ten used plastic lids. Draw an "X" on five and an "O" on five. Make a tic-tac-toe (#) board and teach them how to play.	<b>5</b> <b>Talk about rhyming words- that sound the same. See how many words rhyme with "fun". Write them down to show your child what they look like.</b>	<b>6</b> Have your child water the trees, flowers, or grass using a bucket, container, or watering can. Have them refill from a large bucket or hose.	<b>7</b> <b>Have your child arrange their books from smallest to largest.</b> 
<b>8</b> Hide a kitchen timer and see if your child can find it by listening.	<b>9</b> Build a simple tower with your child using 4-5 blocks and knock it down. Ask them to rebuild the same tower. Repeat with more blocks.	<b>10</b> Have a "sponge fight" by filling buckets with water and sponges. Throw the wet sponges at each other.	<b>11</b> <b>Count out cereal pieces together as high as your child can count and then add new numbers and see if they remember them. Count backwards as they eat the pieces.</b>	<b>12</b> Have your child spell their name using magnetic letters or post it notes with letters on them. Start with only the letters in their name and then add more as they are ready.	<b>13</b> Have your child stay up after dark to see the stars and the moon. Talk about the night and what creatures like the night. Listen and talk about the sounds. 	<b>14</b> Blow bubbles outside together. Chase and pop them! Practice blowing them or use your arms to move them like the wind. 
<b>15- Father's Day</b> Write an acrostic poem for the word father- F stands for... A stands for... Etc. 	<b>16</b> Talk about what summer looks, tastes, feels, sounds, and smells like.	<b>17</b> Practice rhythm with your child by having them copy your clapping, slapping or tongue clicking pattern.	<b>18</b> Play red light- green light while walking, running, on a bike, etc.	<b>19- Juneteenth</b> Paint pasta red, blue and white. Thread onto yard to make a necklace.	<b>20</b> Try drawing or coloring with your opposite hand. Talk about right and left, and how it feels different. 	<b>21</b> Make sandcastles or sculptures and talk about the inspiration. 
<b>22</b> Examine and talk about shadows outside in the sun. Move around and talk about what happens to it. 	<b>23</b> Partially fill a beach ball with water. Fill the rest with air. Shake, rattle and roll the ball together.	<b>24</b> Gesture or sign "I Love You", or say it in another language. 	<b>25</b> Choose a book with mostly pictures and have your child tell you what is happening on each page.	<b>26</b> Play "catch" by rolling a hula hoop or throwing a Frisbee or plastic lid.	<b>27</b> <b>Play salon- let your child spray your hair with water, comb, brush, put in barrettes, etc.</b>	<b>28</b> Practice your phone number with your child. Make it into a song and sing it.



# July 2025



SUNDAY

MONDAY

TUESDAY

WEDNESDAY

THURSDAY

FRIDAY

SATURDAY



1

**Play i-spy by describing an object until your child can find it.**

2

Partially fill one glass with blue water and another with yellow. Place a paper towel from each glass with water into an empty one and wait. Discuss what happens

3

Have a texture scavenger hunt where you challenge your child to find things in nature that feel smooth, slippery, rough, cool, etc.

4- Independence Day  
**Talk about what freedom means.**



5

Using a photo album, have your child cover their eyes while you hide part of a picture. Have them uncover their eyes and guess who or what is covered in the picture.

6

Play catch- bounce the ball off the sidewalk, throw into the air, throw underhand, etc.

7

Draw faces with different emotions on paper plates (happy, sad, silly, mad, etc.)  
Draw with mustaches, freckles, eyeglasses, etc.

8

Catch a bug and place it in a container with holes. Count how many legs and wings it has. Ask, "What color is it?", "Where does it live?", "What does it eat?" etc. Keep it for a short time before releasing it.

9

Have your child study an area on the ground (contained in a hula hoop), and describe what they see. Record their observations in a special "naturalist" notebook.

10

Have a "circle" day. Draw a circle together, cut it out and then look for different circle objects. Have a circle snack- a cut banana or cheese, cracker, etc.

11

Cut fish shapes from paper and tape a metal paper clip onto it. Tie a magnet to a string attached to a ruler. Go fishing for "fish" letters and "fish" sounds like the beginning of various words.

12

Place different colored ice cubes in a sealable plastic bag. Put in the sun, watch them melt, swirl the colors together. Use different combinations of colors and talk about the differences.

13

Set out different sized spoons. Have your child put them in order of size.

14

Ask function questions: "What do you eat with?" Replace "eat" with see, taste, write, hear, jump, etc.

15

Have your child estimate the number of objects in a basket (eggs, crayons, rocks, etc.)



16

Hide water balloons around the yard and have a water balloon hunt.

17

Talk with your child about the color, shape, taste and texture of a snack that they are eating.

18

As you read, point out different kinds of punctuation to your child.

19

Draw bugs together by using your child's thumb or finger outline for the body.

20

Introduce your child to your favorite book. Talk about why it's your favorite.

21

Look at a map of Africa. Talk about the different animals that live there.



22

Collect "treasures" from places you visit with your child in a day- shells, a twig or rock. At the end of the day, help your child put the items in order you collected them.

23

Ask your child to tell you a bedtime story.

24

Help your child learn your phone number today. Write it down and point to the numbers as you say it.



25

Help your child clean their bedroom. Have them organize their toys and books into categories. Count each group.

26

Have your child identify times when they showed kindness, self-control, etc.

27

PRACTICE WAYS TO CALM DOWN WHEN FRUSTRATED- DEEP BREATHING, COUNTING, DRAWING, ETC.

28

Pretend to be different animals. Slither like a snake, swing like a monkey, walk like an elephant, duck, bear, etc.



29

Help your child decorate their bicycle and have a family parade.



30

Have your child practice taking meal orders using takeout menus from restaurants (or self-created ones), a pad and pencil for ordering, and an apron.

31

**Write down the best memories of the month and put in a jar to be read on New Year's Eve.**





# Summer BLESSINGS

Lord God, Creator of all things, guide our steps and strengthen our hearts, during these months of summer and vacation days. Grant us refreshment of mind and body. We ask this through Christ our Lord.